



District Report Card: 2017


State: Maharashtra	District: Pune
Class: 3	Subject: Mathematics
Schools: 61	Students: 1383


Participation/Coverage


Students

<div>GENDER</div> <div></div>	Boys		Girls	
	Number	%	Number	%
	690	49.89	693	50.11

<div>AREA</div> <div></div>	Rural		Urban	
	Number	%	Number	%
	595	43.02	788	56.98

<div>CATEGORY</div> <div></div>	SC		ST		OBC		GEN	
	Number	%	Number	%	Number	%	Number	%
	317	22.92	75	5.42	352	25.45	639	46.20

<div>CWSN</div> <div></div>	LD	VI	HI	S&LD	ID	Oth
	1	27	1	0	0	1

<div>Management</div> <div></div>	Government		Government-aided	
	Number	%	Number	%
	57	4.12	1326	95.88

Average Performance of Students in Mathematics (%)

Overall	Gender		Area		Management		Social Group			
	Male	Female	Rural	Urban	Govt.	Aided	SC	ST	OBC	GEN
63.78	63.28	64.29	63.82	63.76	79.18	63.12	59.62	68.62	66.33	63.88

Performance on Learning Outcomes (LOs)

Learning Outcomes	Description	Average Performance(%)
M301	Reads and writes numbers up to 999 using place value	57.67
M302	Compares numbers up to 999 based on their place values	77.58
M303	Solves simple daily life problems using addition and subtraction of three digit numbers with and without regrouping	55.60
M304	Constructs and uses the multiplication facts (up till 10) in daily life situations	60.59
M305	Analyses and applies an appropriate number operation in the situation/ context	65.00
M306	Explains the meaning of division facts by equal grouping/sharing and finds it by repeated subtraction	57.19
M309	Identifies and makes 2D-shapes by paper folding, paper cutting on the dot grid, using straight lines etc.	84.53
M311	Fills a given region leaving no gaps using a tile of a given shape	56.15
M312	Estimates and measures length and distance using standard units like centimeters or meters & identifies relationships	41.62
M317	Reads the time correctly to the hour using a clock/watch	66.23
M318	Extends patterns in simple shapes and numbers	55.98
M319	Records data using tally marks, represents pictorially and draws conclusions	85.25

Range of Performance of Students who Answered Correctly							
Below 30%		30% - 50%		50% - 75%		Above 75%	
Number	%	Number	%	Number	%	Number	%
113	8.17	255	18.44	567	41.00	448	32.39

Lowest Performing Learning Outcomes (LOs)

- 1 - Estimates and measures length and distance using standard units like centimeters or meters & identifies relationships (41.62)
- 2 - Solves simple daily life problems using addition and subtraction of three digit numbers with and without regrouping (55.60)
- 3 - Extends patterns in simple shapes and numbers (55.98)
- 4 - Fills a given region leaving no gaps using a tile of a given shape (56.15)
- 5 - Explains the meaning of division facts by equal grouping/sharing and finds it by repeated subtraction (57.19)